

Catalog #	
Project:	
Type:	Date:
Notes:	

## LED Panel Light

Back-Lit (5CCT & 5WATT in one, Tunable)



### Key Features

- Energy-Efficient
- Environmentally Friendly
- Safe & Easy to Install
- Switchable Design: 5 CCT in One

### Optics

- CRI: >80
- Beam Angle: 120°
- Dimming: 0-10V

### Electrical

- Input voltage: 120-277V
- Temperature: -4°F-113°F

### Applications

- Offices/Hallways
- Schools
- Hospitals

### Lifespan

- Estimated 50,000 Hours

### Listings

- Certifications: DLC/ETL


Model #	Watt	Size	Lumens	CCT
ML-1*4-40-3065S	20W/25W/30W/35W/40W	1ft x 4ft	130Lm/W	Selectable 3K/35K/ 4K/5K/65K
ML-2*2-40-3065S-D33-277		2ft x 2ft		
ML-2*4-72-3065S-D33-277	30W/40W/50W/60W/72W	2ft x 4ft		

### Accessories

Model #	Accessories	Size	Watt
ML-2x2-Surface-Backlit-Z	Surface Mount Kit	2ft x 2ft	-
ML-2x4-Surface-Backlit-Z	Surface Mount Kit	2ft x 4ft	
ML-1x4-Surface-Backlit-Z	Surface Mount Kit	1ft x 4ft	
ML-EDL-20W-54V	Backup Emergency Driver	-	20W

### PRODUCT DIMENSIONS


#### 1'x4'



Front



Back



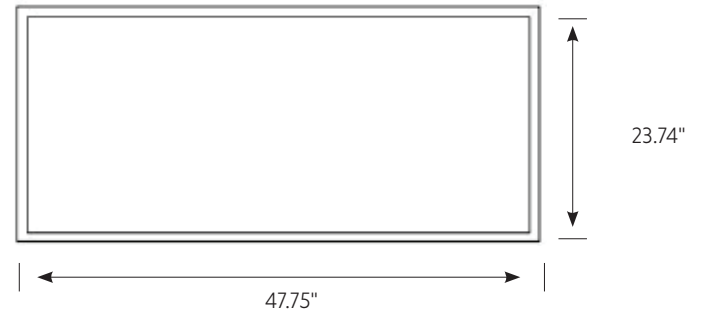
#### 2'x4'




Front



Back



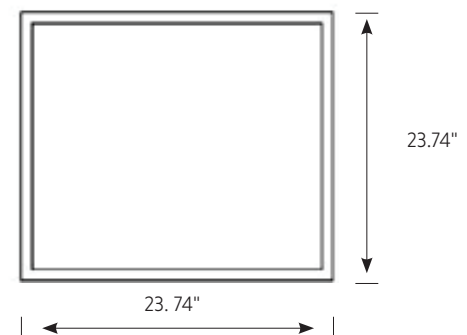
#### 2'x2'




Front



Back



### PRODUCT STRUCTURE



### SWITCHES: POWER & CCT



### WARNINGS

- Read the product specification carefully first to confirm that the working environment is in line with the condition on the specification before it is used.
- Confirm the input voltage and frequency before use.
- The light must be installed by professional personnel.
- If the power cord and case of the products are damaged, it will be regarded disqualified product and should not be used.
- Dangerous high voltage. Non professional personnel should not repair.
- If external soft cable or wire of the product is damaged, the wire should be replaced by manufacturer or service agent or personnel with similar qualification to avoid danger.