

Catalog #	
Project:	
Type:	Date:
Notes:	

## LED T8 Tube Type A+B - Ballast Compatible - 4FT

**LED T8 Tube Series**  
6 Watt & CCT Tunable



### Key Features

- Energy-Efficient
- Environmentally Friendly
- Safe & Easy to Install
- 6 WATT & 6 CCT Switch in one tube
- CRI: >80
- Efficiency: 120lm/W

### Optics

- Material: Aluminum + PC
- Base Type: G13

### Electrical

- Input voltage: AC100-277V
- Low shock risk

### Lifespan

- Estimated 50,000 hours

### Listings

- Operation Temperature: -20°C to 60°C
- Environment: Dry, Damp

### Applications

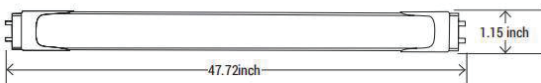
- Grocery Stores
- Hardware Stores

Model #	Wattage	Length	Efficiency	CCT	Lumens
ML-T8-20P4FT-AB-FMM	6 Watt Tunable	4FT	AC100-277	3000K/3500K/4000K/5000K/6000K/6500K (6CCT Turnable)	120Lm?W

## LED T8 Tube Type A+B - Ballast Compatible - 4FT


**LED T8 Tube Series**  
6 Watt & CCT Tunable

### PRODUCT DIMENSIONS



#### Strict Quality Control System

Each tube 100% inspected before delivery. Every led tube passes High temperature testing; High-Low Input testing; switch testing; pressure testing; electric leakage testing; lightning strike testing and aging testing for 6 hours.

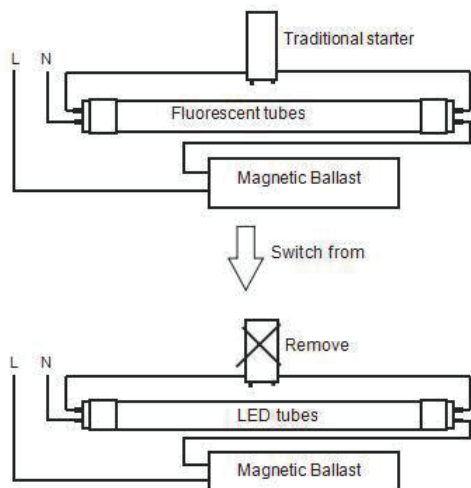


### INSTALLATION INSTRUCTIONS

#### Magnetic Ballast

Professional installation is required

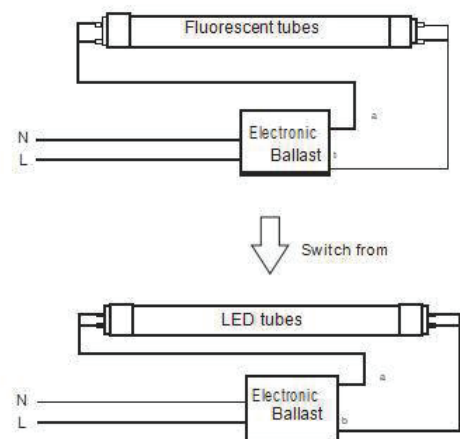
1. Turn off power before installation
2. Remove the traditional starter
3. Replace traditional fluorescent tube with LED tube
4. Switch on electricity and check for lamp starting



#### Electronic Ballast

Professional installation is required

1. Turn off power before installation
3. Replace traditional fluorescent tube with LED tube
4. Switch on electricity and check for lamp starting



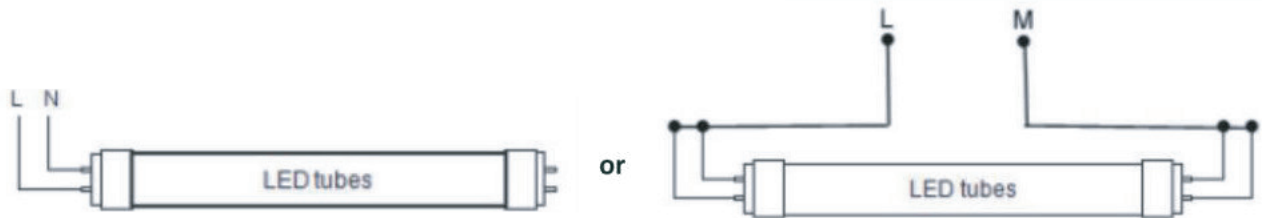
## LED T8 Tube Type A+B - Ballast Compatible - 4FT

**LED T8 Tube Series**  
6 Watt & CCT Tunable



### INSTALLATION INSTRUCTIONS

#### Bypass Ballast Fluorescent Lamps (Type B)

1. Turn off power before installation
2. Cut the wire and bypass ballast
3. Hook up line wires to Tombstone wires as a direct power
4. Attach warning label
5. Switch on electricity and confirm lamp is operating correctly



### PACKAGING



Size	Case	Carton Dimensions	KG/CTN	40HQ
4FT	25 PCS/Case	1.248o.2080.22m	6.35	30,000PCS



Thick Carton



Paperboard Covering



Palleting